

Lesson

6

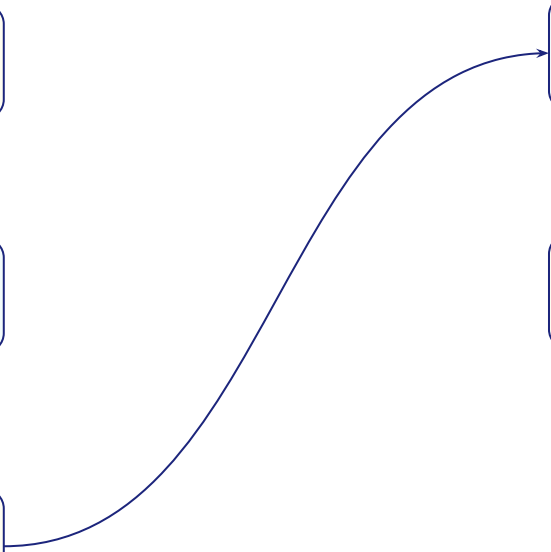
Follow a design plan



Create visual media for a project



Assess the effectiveness of planning for the visual elements



Lesson

7

Test the effectiveness of developed products



Evaluate the overall success of a completed project

Lesson

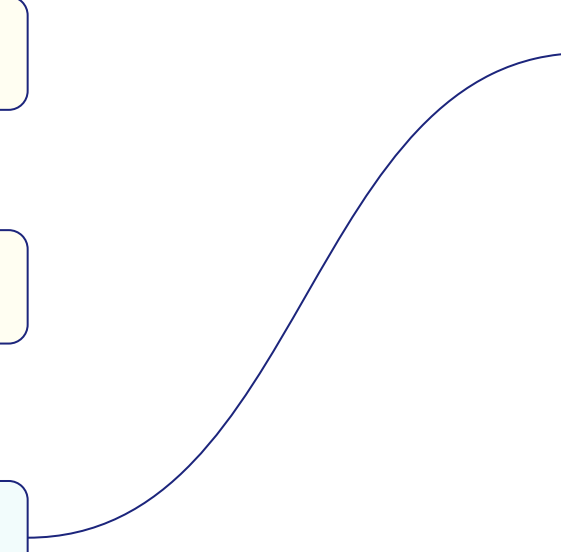
8

Identify the user requirements of a project



Evaluate the constraints of a project

Develop documentation for the first stage of a project



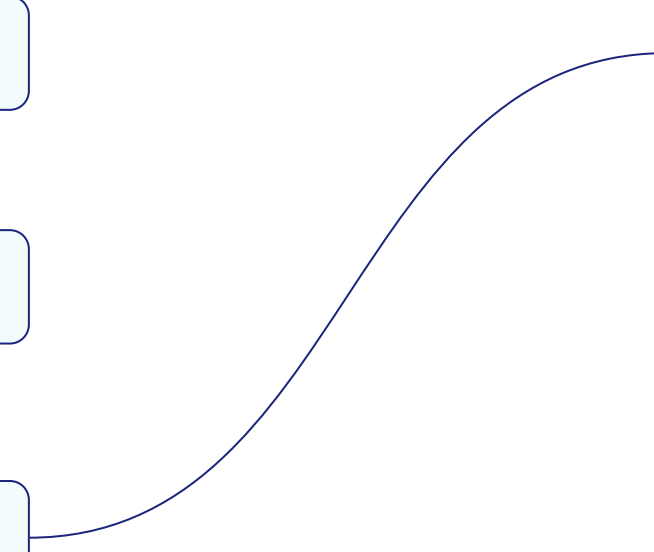
Lesson

9

Create planning documents for a project

Create project products

Develop testing documentation



Lesson

10

Evaluate a completed project

Key:

Concept

Skill

Links:

Direct prerequisite

Scaffolding not direct prerequisite



Resources are updated regularly - the latest version is available at: the-cc.io/curriculum.

This resource is licensed by the Raspberry Pi Foundation under a Creative Commons Attribution-NonCommercial-ShareAlike 4.0 International licence. To view a copy of this license, visit, see

creativecommons.org/licenses/by-nc-sa/4.0/